

Market Review for January 2021

2nd February 2021

TOPIX ended up 0.23% on the previous month-end. In the first half of the month the Japanese equity market rallied on news that the Democrats had won majority control of Congress, and with this the expectations for additional US stimulus pushed the market higher. However, market sentiment was dampened by the resurgence of COVID-19 cases in Japan and turmoil in the US equity market around the GameStop share surge caused by retail investors at the end of the month. As a result, the market closed almost flat.

Table 1. Market Performance

2021	As of the end of Jan.	January	Year to Date
TOPIX	1,808.78	0.23%*	0.23%*
Nikkei 225	27,663.39	0.80%	0.80%
USD/JPY**	104.70	103.25 (31 Dec)	103.25 (end of 2020)

*MTD: 0.23%, YTD: 0.23% in total return index, **Reuters London 4pm

Figure 1. TOPIX and USD/JPY

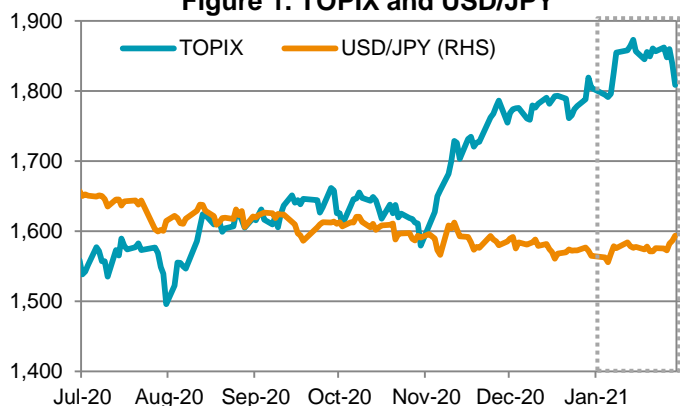


Figure 2. Global Equity Market Monthly Performance
(as of the end of January 2021, local currency)

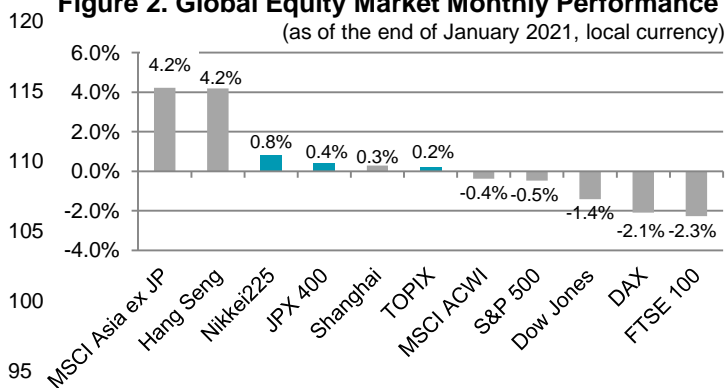


Table 2. Top 5 performing sectors in January 2021

Sector	Return
Oil & Coal Products	12.61%
Rubber Products	11.26%
Mining	7.05%
Securities & Commodity Futures	3.95%
Electric Appliance	3.93%

Table 3. Bottom 5 performing sectors in January 2021

Sector	Return
Precision Instruments	-6.53%
Marine Transportation	-5.94%
Iron & Steel	-5.14%
Transportation Equipments	-4.75%
Other Products	-4.62%

Table 4. Top 5 performing stocks* in January 2021

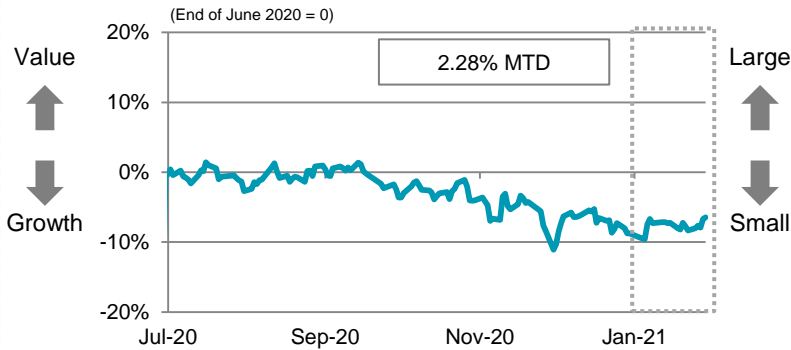
Name	Return
Tokyo Electric Power Company Holdings (9501 JP)	47.43%
Sharp (6753 JP)	39.00%
Taiyo Yuden (6976 JP)	26.99%
Ryohin Keikaku (7453 JP)	18.81%
Sumitomo Chemical (4005 JP)	18.80%

Table 5. Bottom 5 performing stocks* in January 2021

Sector	Return
Nippon Paint Holdings (4612 JP)	-16.86%
Olympus (7733 JP)	-16.26%
Nihon M&A Center (2127 JP)	-11.88%
Toho Gas (9533 JP)	-9.96%
M3 (2413 JP)	-9.57%

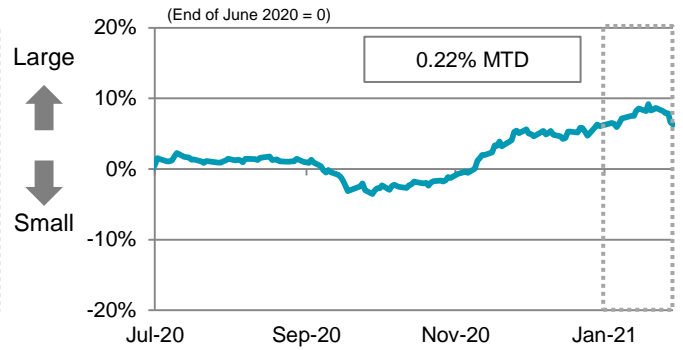
*Stocks with a market cap of over JPY 500 billion

Figure 3. Value-Growth Spread



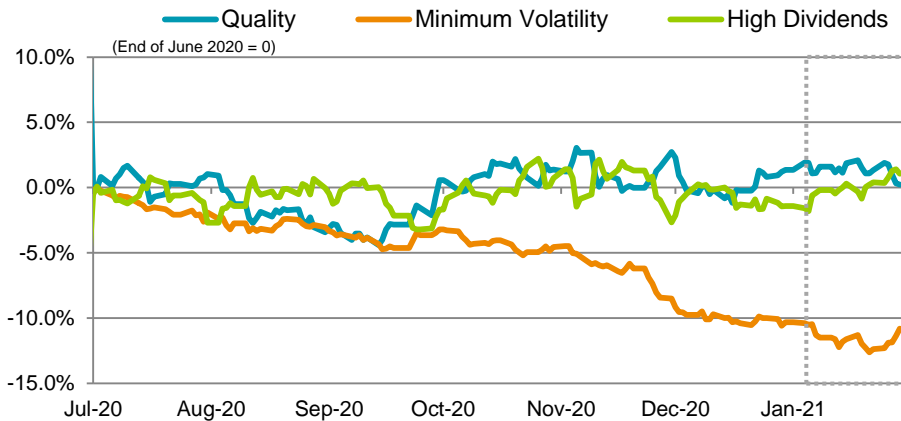
The spread between Russell Nomura Value Index and the Growth Index (Positive figure means value dominant)

Figure 4. Large-Small Cap Spread



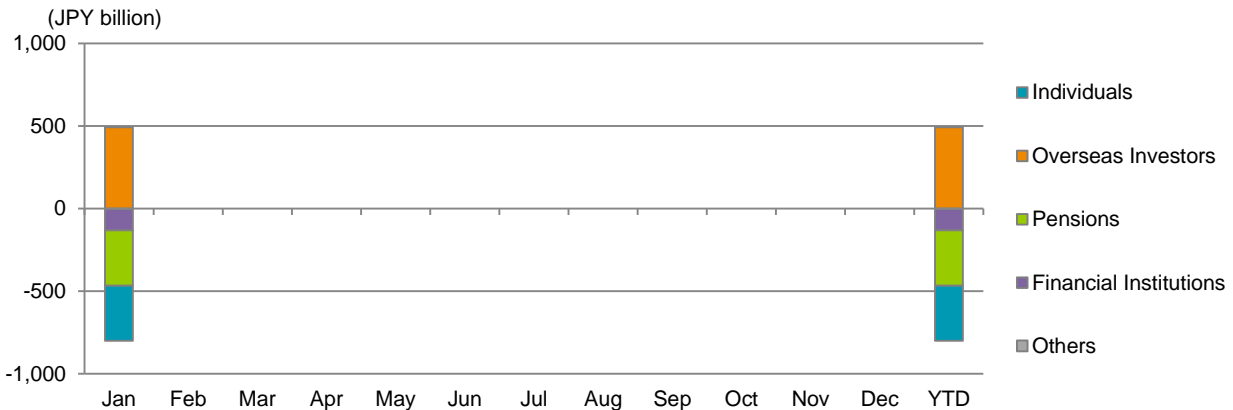
The spread between Russell Nomura Large Cap Index and the Small Cap Index (Positive figure means Large Cap dominant)

Figure 5. MSCI Japan Factor Indexes Spread against MSCI Japan



Data: Bloomberg, Nomura Securities, SuMi TRUST (as at the end of January 2021)

Figure 6. Monthly Investment Activities by Investor Type in the Japanese Equity Market



Data: Bloomberg, SuMi TRUST (as of 22nd January 2021)

Disclaimer

This marketing communication is issued by Sumitomo Mitsui Trust International Limited ("SMTI"). SMTI is authorised and regulated by the United Kingdom's Financial Conduct Authority (the "FCA"), whose address is Financial Conduct Authority, 12 Endeavour Square, London, E20 1JN, United Kingdom. This marketing communication has been made available to you only because SMTI has classified you as a professional client in accordance with the FCA's rules. If you have received this marketing communication from a source other than SMTI, you should contact SMTI before using it or relying on it. You must not send this marketing communication to any other person without first having received written approval from SMTI. The information contained in this marketing communication (the "Material") is being made available for information purposes only and is designed to provide information on the investment services which SMTI may offer to clients. Nothing in the Material amounts to or should be construed as an actual offer by SMTI to provide any investment services to any person. If SMTI agrees to provide any investment services to any person, those services will be the subject of a separate written agreement between SMTI and that person. Furthermore, the Material has not been prepared with any consideration of the individual circumstances of any person to whom it is communicated. Accordingly, it is not intended to, and does not, constitute a personnel recommendation in relation to the purchase or sale of, or exercise of any rights in relation to, any financial instruments or advice in relation to any investment policy or strategy to be followed. The Material also does not contain the results of any investment research carried out by SMTI and is not intended to amount to a financial promotion of any particular financial instrument which may be referred to in it. While SMTI uses all reasonable endeavours to ensure the Material is accurate, it has not been prepared with a view to any person relying on it. Accordingly, SMTI accepts no responsibility for any loss caused to any recipient of this document as a result of any error, inaccuracy or incompleteness in the Material, nor for any error in the transmission or receipt of this communication.

All enquiries regarding this report should be made to:

Akimichi Oi
Head of Investment Management Department
 Sumitomo Mitsui Trust International Limited
 155 Bishopsgate, London EC2M 3XU, UK
 Direct: +44 20 7562 8412
 imd@smti.com

Disclaimer – UK

This marketing communication is issued by Sumitomo Mitsui Trust International Limited (“SMTI”). SMTI is authorised and regulated by the United Kingdom’s Financial Conduct Authority (the “FCA”), whose address is 12 Endeavour Square, London, E20 1JN, United Kingdom.

This marketing communication has been made available to you only because SMTI has classified you as a professional client in accordance with the FCA’s rules. If you have received this marketing communication from a source other than SMTI, you should contact SMTI before using it or relying on it. You must not send this marketing communication to any other person without first having received written approval from SMTI.

The information contained in this marketing communication (the “Material”) is being made available for information purposes only and is designed to provide information on the investment services which SMTI may offer to clients.

Nothing in the Material amounts to or should be construed as an actual offer by SMTI to provide any investment services to any person. If SMTI agrees to provide any investment services to any person, those services will be the subject of a separate written agreement between SMTI and that person. Furthermore, the Material has not been prepared with any consideration of the individual circumstances of any person to whom it is communicated.

Accordingly, it is not intended to, and does not, constitute a personnel recommendation in relation to the purchase or sale of, or exercise of any rights in relation to, any financial instruments or advice in relation to any investment policy or strategy to be followed. The Material also does not contain the results of any investment research carried out by SMTI and is not intended to amount to a financial promotion of any particular financial instrument which may be referred to in it.

While SMTI uses all reasonable endeavours to ensure the Material is accurate, it has not been prepared with a view to any person relying on it. Accordingly, SMTI accepts no responsibility for any loss caused to any recipient of this document as a result of any error, inaccuracy or incompleteness in the Material, nor for any error in the transmission or receipt of this communication.

Any enquiries regarding the products should be made to:

Kei Ohashi

Head of Investment Management Department

Sumitomo Mitsui Trust International Limited

155 Bishopsgate, London EC2M 3XU, United Kingdom

Direct: +44 (0)20 7562 8412

Email: imd@smtil.com

Sumitomo Mitsui Trust International Limited is authorised and regulated by the Financial Conduct Authority

© Sumitomo Mitsui Trust International Limited 2026